



INSPECTION DEPARTMENT
Post Inspection information of plates ME 3 & SE 3.
DATE. 12/10/11.

Following the successful removal and reinstatement of the South East main tower expansion joint plates ME 3 & SE 3 on a planned programme of works carried out on Saturday the 8th of October 2011, a visual inspection was carried out and photographs recorded specifically to indicate that the operation reinstatement had been carried out successfully and that both plates were functioning as per pre- removal. This inspection was carried out in conjunction with requested scheduled monthly inspections. Recorded individual photographs show the condition of all components of the secondary failsafe systems and their associated fixings.



Expansion plate ME3.
Failsafe system as Inspection 11/10/11.



Fail-safe highlighted section
showing connection plate &
fixings. On East train.



INSPECTION DEPARTMENT
Post Inspection information of plates ME 3 & SE 3.
DATE. 12/10/11.



ME3 E East Tongue plate spring, remains under tension no movement evident – post inspection.



ME3 West Tongue plate spring, remains under tension no movement evident – post inspection.

Current status as photographs show slight corrosion in areas on tongue pin, slight paint breakdown to protective paint coating, creating areas of slight corrosion on spring. Spring washers in position top & bottom. Primary & secondary locking nut in location and secure, spring clip intact and secure. Corrosion evident on associated steelwork.




Rocker plate spring ME 3, remains under tension no movement evident – post inspection.

Current status as photographs show slight corrosion in areas on tongue pin, slight paint breakdown to protective paint coating creating areas of slight corrosion on spring. Spring washers in position top & bottom, primary & secondary locking nut in location and secure, spring clip intact and secure.



INSPECTION DEPARTMENT
Post Inspection information of plates ME 3 & SE 3.
DATE. 12/10/11.




Expansion plate SE3.
Failsafe system as Inspection 11/10/11.

Fail-safe highlighted section
showing connection plate &
fixings. On East train.


Information: As photographs show failsafe system plates and location markings are **contradictory to one another**, please ignore plate markings. Marked up incorrectly on installation.



INSPECTION DEPARTMENT
Post Inspection information of plates ME 3 & SE 3.
DATE. 12/10/11.



SE3 West Tongue plate spring, remains under tension no movement evident – post inspection.



SE3 East Tongue plate spring, remains under tension no movement evident – post inspection.

Current status as photographs shows slight corrosion in areas on tongue pin, slight paint breakdown to protective paint coating, creating areas of slight corrosion on spring. Spring washers in position top & bottom, primary & secondary locking nut in location and secure, spring clip intact and secure. Corrosion evident on associated steelwork.



Rocker plate spring SE 3, remains under tension no movement evident – post inspection.

Current status as photographs show slight corrosion in areas on tongue pin, slight paint breakdown to protective paint coating creating areas of slight corrosion on spring. Spring washers in position top & bottom, primary & secondary locking nut in location and secure, spring clip intact and secure.



INSPECTION DEPARTMENT
Post Inspection information of plates ME 3 & SE 3.
DATE. 12/10/11.

Information related to Tongue & Rocker springs. :

Prior to release of tensioning of required spring, measurements were taken by Engineer on exact spring tension to ensure following reinstatement they would be tensioned as pre removal.

Bridge Inspector . :